



# Parent Engagement

Parent Evening Attendance and Questionnaire Feedback

November 2022

## Parent Evenings

Towards the end of the Autumn Term 2022, parents were invited to attend face to face or virtual / telephone meetings with class teachers.

Each Pathway had a week in which to offer meetings to parents, with all parent evenings taking two weeks overall to complete.

Annual EHCP review meetings are statutory and many were already taking place during the second half of the Autumn term and so therefore attendance at an EHCP meeting counted as parental engagement.

Below are the results showing the parental attendance of the whole school.

<b>Whole School Numbers (207 pupils)</b>			
no. of parents attending parent evening in person	<b>38</b>	<b>18%</b>	<b>87%</b> Overall parental engagement
no. of parents attending via online / phone	<b>65</b>	<b>31%</b>	
no. of parents with an EHCP meeting this term	<b>77</b>	<b>37%</b>	











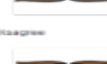


















## Parent evening attendance by pathway and class

ENGAGE				EXPLORE				DEVELOP				DISCOVER				STEPPING ON			
	no. of parents attending parent evening in person	no. of parents attending via online / phone	no. of parents with an EHCP meeting this term		no. of parents attending parent evening in person	no. of parents attending via online / phone	no. of parents with an EHCP meeting this term		no. of parents attending parent evening in person	no. of parents attending via online / phone	no. of parents with an EHCP meeting this term		no. of parents attending parent evening in person	no. of parents attending via online / phone	no. of parents with an EHCP meeting this term		no. of parents attending parent evening in person	no. of parents attending via online / phone	no. of parents with an EHCP meeting this term
<b>Olive</b> 8 pupils	<b>2</b> <b>25%</b>	<b>4</b> <b>50%</b>	<b>2</b> <b>25%</b>	<b>Lilac</b> 7 pupils	<b>5</b> <b>71%</b>	<b>2</b> <b>29%</b>		<b>Pink</b> 9 pupils	<b>1</b> <b>11%</b>	<b>5</b> <b>56%</b>	<b>2</b> <b>22%</b>	<b>Orange</b> 11 pupils			<b>10</b> <b>91%</b>	<b>Olympic Rainbow</b> 6 pupils	<b>3</b> <b>50%</b>	<b>2</b> <b>33%</b>	<b>1</b> <b>17%</b>
<b>Lavender</b> 8 pupils	<b>2</b> <b>25%</b>	<b>5</b> <b>62.5%</b>	<b>1</b> <b>12.5%</b>	<b>Emerald</b> 9 pupils	<b>1</b> <b>11%</b>	<b>4</b> <b>44%</b>		<b>Magenta</b> 9 pupils	<b>3</b> <b>33%</b>	<b>3</b> <b>33%</b>	<b>3</b> <b>33%</b>	<b>Indigo</b> 7 pupils	<b>1</b> <b>14%</b>	<b>2</b> <b>29%</b>	<b>3</b> <b>43%</b>	<b>Olympic College</b> 8 pupils			<b>6</b> <b>75%</b>
<b>Purple</b> 5 pupils	<b>2</b> <b>40%</b>		<b>3</b> <b>60%</b>	<b>Green</b> 9 pupils	<b>3</b> <b>33%</b>	<b>3</b> <b>33%</b>		<b>Coral</b> 9 pupils			<b>9</b> <b>100%</b>	<b>Crimson</b> 14 pupils			<b>14</b> <b>100%</b>				
<b>Violet</b> 6 pupils	<b>1</b> <b>17%</b>	<b>3</b> <b>50%</b>		<b>Lime</b> 8 pupils		<b>5</b> <b>63%</b>	<b>1</b> <b>13%</b>	<b>Amber</b> 11 pupils			<b>8</b> <b>73%</b>								
<b>Blue</b> 7 pupils	<b>4</b> <b>57%</b>	<b>2</b> <b>29%</b>		<b>Yellow</b> 10 pupils	<b>1</b> <b>10%</b>	<b>2</b> <b>20%</b>	<b>3</b> <b>30%</b>	<b>Scarlet</b> 10 pupils	<b>1</b> <b>10%</b>	<b>3</b> <b>30%</b>	<b>5</b> <b>50%</b>								
<b>Navy</b> 7 pupils	<b>1</b> <b>14%</b>	<b>5</b> <b>71%</b>		<b>Aqua</b> 7 pupils	<b>1</b> <b>14%</b>	<b>4</b> <b>57%</b>	<b>2</b> <b>29%</b>	<b>Ruby</b> 10 pupils	<b>3</b> <b>30%</b>	<b>5</b> <b>50%</b>	<b>1</b> <b>10%</b>								
<b>Sapphire</b> 7 pupils	<b>2</b> <b>29%</b>	<b>3</b> <b>43%</b>	<b>1</b> <b>14%</b>	<b>Turquoise</b> 6 pupils	<b>1</b> <b>16%</b>	<b>3</b> <b>50%</b>	<b>2</b> <b>33%</b>												
<b>TOTALS</b>				<b>TOTALS</b>				<b>TOTALS</b>				<b>TOTALS</b>				<b>TOTALS</b>			
	no. of parents attending parent evening in person	no. of parents attending via online / phone	no. of parents with an EHCP meeting this term		no. of parents attending parent evening in person	no. of parents attending via online / phone	no. of parents with an EHCP meeting this term		no. of parents attending parent evening in person	no. of parents attending via online / phone	no. of parents with an EHCP meeting this term		no. of parents attending parent evening in person	no. of parents attending via online / phone	no. of parents with an EHCP meeting this term		no. of parents attending parent evening in person	no. of parents attending via online / phone	no. of parents with an EHCP meeting this term
<b>48</b>	<b>14</b> <b>29%</b>	<b>22</b> <b>46%</b>	<b>7</b> <b>15%</b>	<b>55</b>	<b>12</b> <b>22%</b>	<b>23</b> <b>42%</b>	<b>8</b> <b>15%</b>	<b>58</b>	<b>8</b> <b>14%</b>	<b>16</b> <b>28%</b>	<b>28</b> <b>48%</b>	<b>32</b>	<b>1</b> <b>3%</b>	<b>2</b> <b>6%</b>	<b>27</b> <b>84%</b>	<b>14</b>	<b>3</b> <b>21%</b>	<b>2</b> <b>14%</b>	<b>7</b> <b>50%</b>
<b>90% parental engagement (43)</b>				<b>78% parental engagement (43)</b>				<b>90% parental engagement (52)</b>				<b>94% parental engagement (30)</b>				<b>86% parental engagement (12)</b>			

## Parent Questionnaires

We are continually trying to engage and connect with our parents and carers.

We sent out an online questionnaire via our communication system, Class Dojo during November 2022.

Responses to Parental Questionnaire- sent out November 2022				
94 parents replied- 45% of our school				
<p><b>My child is happy at Heltwate School</b></p> <p><input type="radio"/> Agree</p> <p> 90 Parents 95.7%</p> <p><input type="radio"/> Disagree</p> <p> 1 Parent 1.1%</p> <p><input type="radio"/> Don't know</p> <p> 3 Parents 3.2%</p>	<p><b>My child feels safe at Heltwate School</b></p> <p><input type="radio"/> Agree</p> <p> 88 Parents 93.6%</p> <p><input type="radio"/> Disagree</p> <p> 2 Parents 2.1%</p> <p><input type="radio"/> Don't know</p> <p> 4 Parents 4.3%</p>	<p><b>Heltwate makes sure its pupils are well behaved</b></p> <p><input type="radio"/> Agree</p> <p> 91 Parents 96.8%</p> <p><input type="radio"/> Disagree</p> <p> 0 Parents 0%</p> <p><input type="radio"/> Don't know</p> <p> 3 Parents 3.2%</p>	<p><b>My child has been bullied and Heltwate dealt with the bullying quickly and effectively.</b></p> <p>My Child has not been bullied</p> <p><input type="radio"/> Agree</p> <p> 67 Parents 72%</p> <p><input type="radio"/> Disagree</p> <p> 12 Parent 12.9%</p> <p><input type="radio"/> Don't know</p> <p> 1 Parent 1.1%</p> <p>13 Parents 14%</p>	<p><b>When I have raised concerns with the school they have been dealt with properly</b></p> <p>I have not raised any concerns</p> <p><input type="radio"/> Agree</p> <p> 37 Parents 39.4%</p> <p><input type="radio"/> Disagree</p> <p> 52 Parents 55.3%</p> <p><input type="radio"/> Don't know</p> <p> 3 Parents 3.2%</p> <p>2 Parents 2.1%</p>
<p><b>Heltwate School has high expectations for my child.</b></p> <p><input type="radio"/> Agree</p> <p> 81 Parents 86.2%</p> <p><input type="radio"/> Disagree</p> <p> 1 Parent 1.1%</p> <p><input type="radio"/> Don't know</p> <p> 12 Parents 12.8%</p>	<p><b>Heltwate School lets me know how my child is doing</b></p> <p><input type="radio"/> Agree</p> <p> 90 Parents 95.7%</p> <p><input type="radio"/> Disagree</p> <p> 4 Parents 4.3%</p> <p><input type="radio"/> Don't know</p> <p> 0 Parents 0%</p>	<p><b>My child does well at this school</b></p> <p><input type="radio"/> Agree</p> <p> 86 Parents 91.5%</p> <p><input type="radio"/> Disagree</p> <p> 1 Parent 1.1%</p> <p><input type="radio"/> Don't know</p> <p> 7 Parents 7.4%</p>	<p><b>The school supports my child's wider personal development.</b></p> <p><input type="radio"/> Agree</p> <p> 90 Parents 95.7%</p> <p><input type="radio"/> Disagree</p> <p> 1 Parents 1.1%</p> <p><input type="radio"/> Don't know</p> <p> 3 Parents 3.2%</p>	<p><b>I would recommend this school to another parent.</b></p> <p><input type="checkbox"/> Yes</p> <p> 93 Parents 98.9%</p> <p><input type="checkbox"/> No</p> <p> 2 Parents 2.1%</p> <p>One parent replied yes and no</p>

This questionnaire invited parents and carers to respond to a series of questions closely linked to those available on the Ofsted Parentview website.

The questionnaire was sent out a total of three times over a two week period of time.

In total, 94 of our 209 parents responded

